

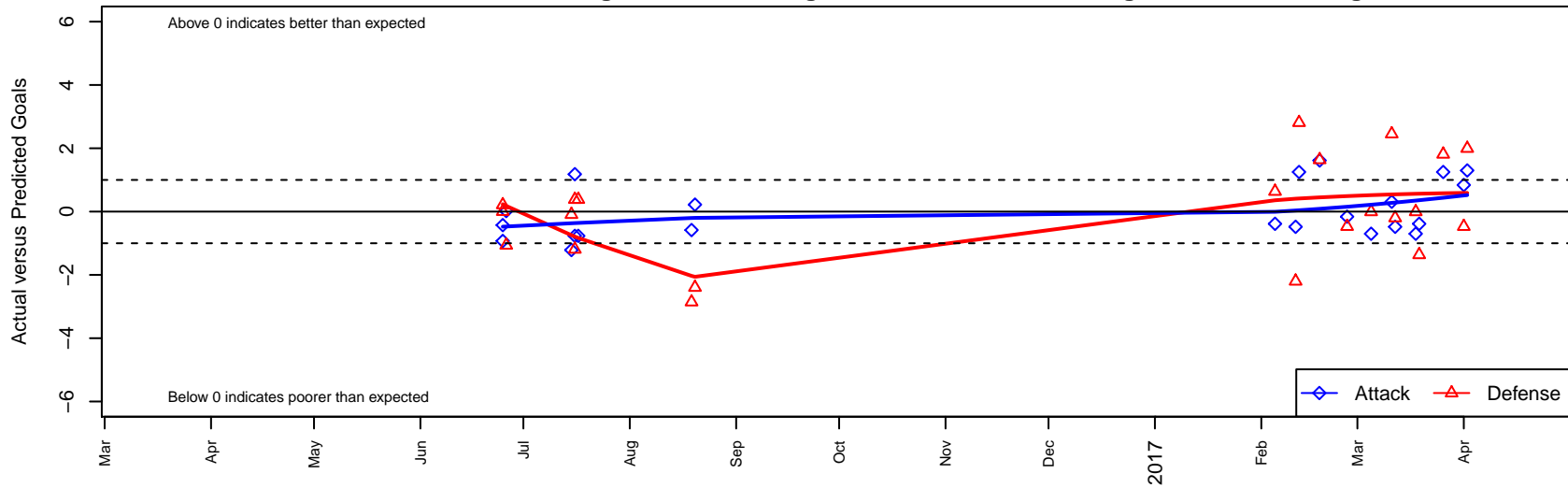
CSC Velocity Green G00

Cascade SC
 Renton, WA
 G00 total strength=1268
 attack=5.64 defense=4.54
 spr league = Win PSPL Classic 2 (00) U17

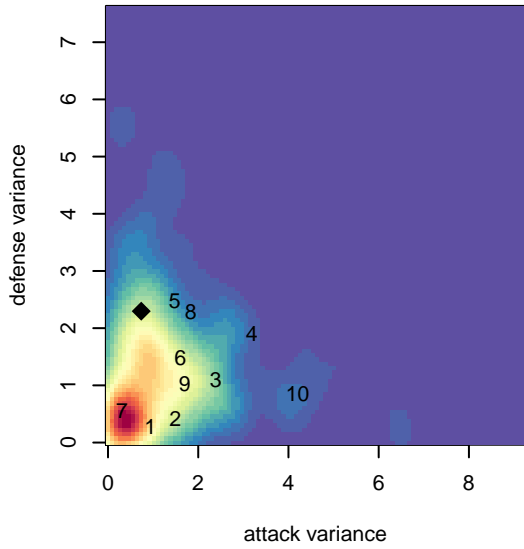
alt names used:
 Velocity FC 00 Lime
 Velocity FC G01-00
 Velocity FC G00 Lime
 CSC Velocity FC 00/01 Green
 CASCADE VELOCITY FC 01/00

Venues played:
 2016 RVS Classic GU17
 2016 KITG GU17 White
 2016 Xtreme Cup GU17
 2016 Win PSPL Classic 2 (00) U17
 2016 WA Cup Bronze Division

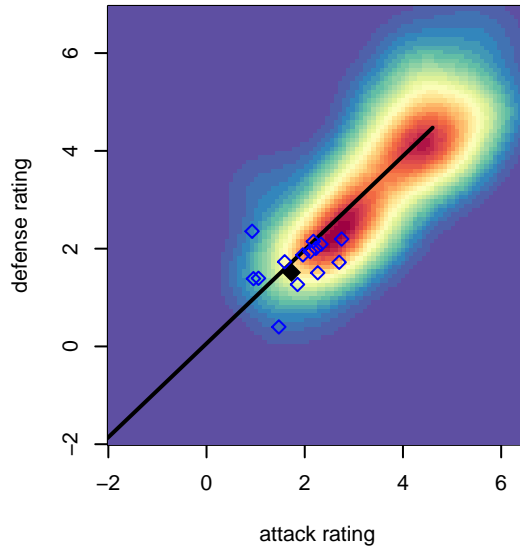
CSC Velocity Green G00
 Dots are actual minus expected GF (blue circles) and GA (red triangles).
 Blue line is smoothed change in attack strength. Red is smoothed change in defense strength.



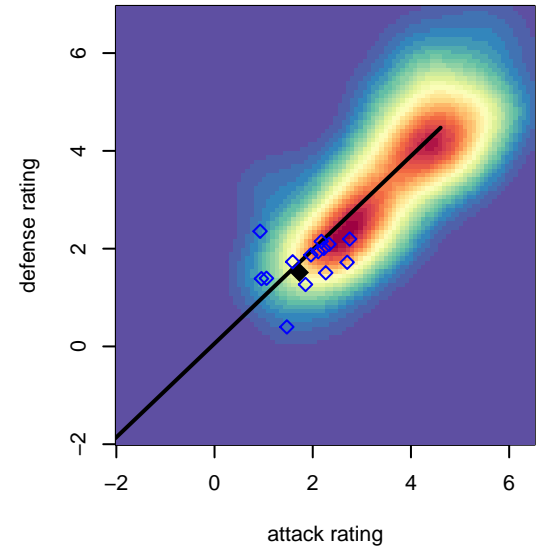
**attack and defense variance (black dot)
relative to other teams
and top 10 in region**



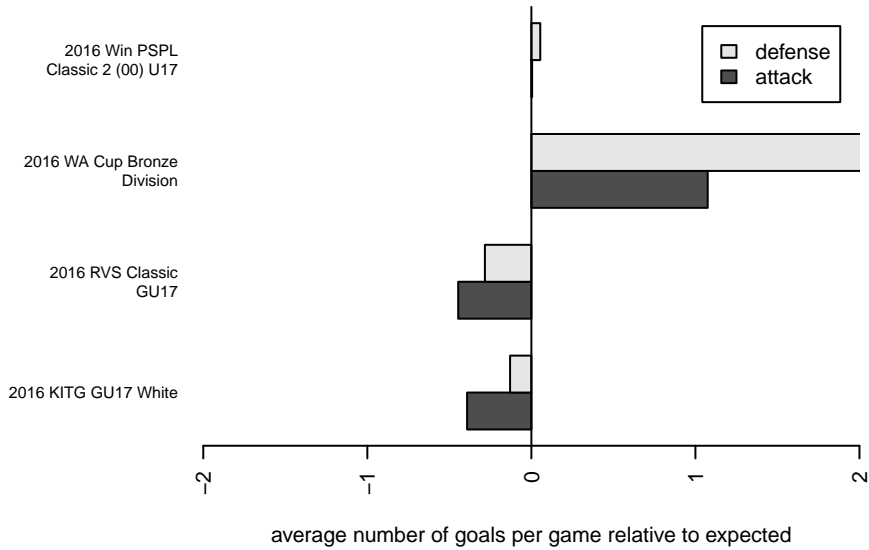
**attack and defense rating
relative to others at age
and all opponents in last 13 months**



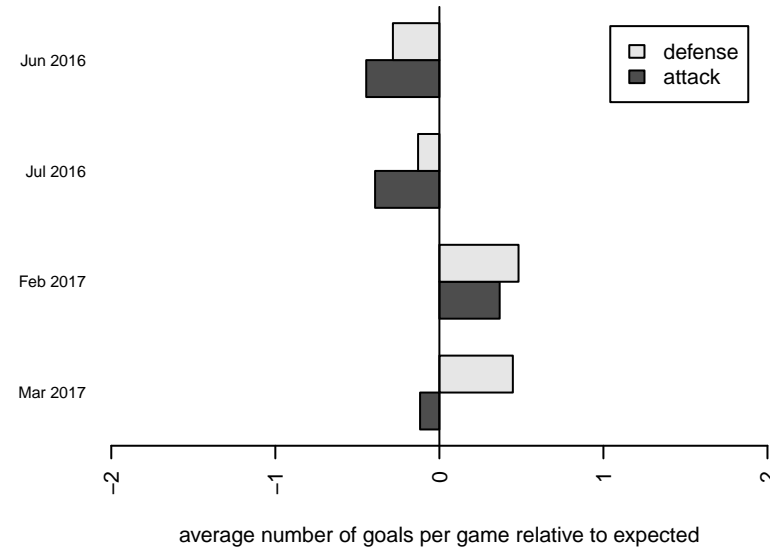
**attack and defense rating
relative to others at age
and all opponents in last 13 months**



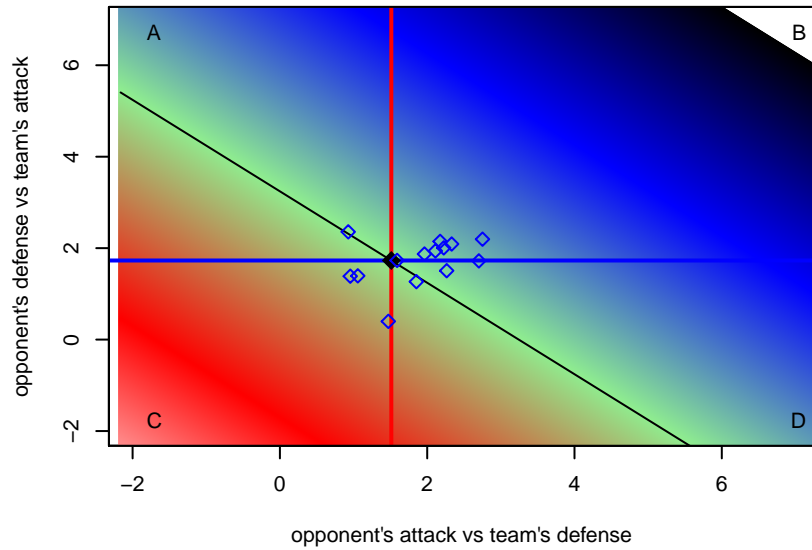
Performance relative to 13 month average



Performance relative to 13 month average



Distribution of opponents
 Red = Lose zone, Blue = Win zone, Green = Even
 Black line separates win/lose zones



lot. A=Neither has attack advantage, B=Opponent has both attack and defense advantage, C=Opponent has both attack and defense disadvantage, D=Both have

date	home		away		venue	pred.home	pred.away
2017-04-02	ISC Gunners B G00	0	CSC Velocity Green G00	2	2016 WA Cup Bronze Division	1.99	0.70
2017-04-01	CSC Velocity Green G00	2	SGESC Fusion White G00	1	2016 Win PSPL Classic 2 (00) U17	1.16	0.53
2017-03-26	CSC Velocity Green G00	2	MRFC Blue G00	2	2016 Win PSPL Classic 2 (00) U17	0.75	3.81
2017-03-19	CSC Velocity Green G00	1	TC United White G00	3	2016 Win PSPL Classic 2 (00) U17	1.39	1.64
2017-03-18	ISC Gunners B G00	2	CSC Velocity Green G00	0	2016 Win PSPL Classic 2 (00) U17	1.99	0.70
2017-03-12	SGESC Fusion Navy G00	4	CSC Velocity Green G00	0	2016 Win PSPL Classic 2 (00) U17	3.80	0.48
2017-03-11	CSC Velocity Green G00	1	Shoreline SC Verrou G00	0	2016 WA Cup Bronze Division	0.69	2.45
2017-03-05	CSC Velocity Green G00	0	ISC Gunners B G00	2	2016 Win PSPL Classic 2 (00) U17	0.70	1.99
2017-02-26	SGESC Fusion White G00	1	CSC Velocity Green G00	1	2016 Win PSPL Classic 2 (00) U17	0.53	1.16
2017-02-18	CSC Velocity Green G00	3	TC United White G00	0	2016 WA Cup Bronze Division	1.39	1.64
2017-02-12	MRFC Blue G00	1	CSC Velocity Green G00	2	2016 Win PSPL Classic 2 (00) U17	3.81	0.75
2017-02-11	CSC Velocity Green G00	0	SGESC Fusion Navy G00	6	2016 Win PSPL Classic 2 (00) U17	0.48	3.80
2017-02-05	TC United White G00	1	CSC Velocity Green G00	1	2016 Win PSPL Classic 2 (00) U17	1.64	1.39
2016-08-20	Crossfire Select Metzger G00	4	CSC Velocity Green G00	1	2016 Xtreme Cup GU17	1.60	0.78
2016-08-19	FME Fusion G00	6	CSC Velocity Green G00	0	2016 Xtreme Cup GU17	3.14	0.58
2016-07-17	FPSC Fury White G00	2	CSC Velocity Green G00	0	2016 KITG GU17 White	2.38	0.77
2016-07-16	CSC Velocity Green G00	2	BIFC Black G01	2	2016 KITG GU17 White	0.82	0.81
2016-07-16	CSC Velocity Green G00	0	FPSC Fury White G00	2	2016 KITG GU17 White	0.77	2.38
2016-07-15	CB United G00	1	CSC Velocity Green G00	2	2016 KITG GU17 White	0.91	3.21
2016-06-26	RSA Elite G00	2	CSC Velocity Green G00	1	2016 RVS Classic GU17	0.94	0.98
2016-06-25	CSC Velocity Green G00	0	Kent United Green G00	2	2016 RVS Classic GU17	0.93	2.21
2016-06-25	RV Slammers Orange G00	3	CSC Velocity Green G00	0	2016 RVS Classic GU17	3.00	0.43